
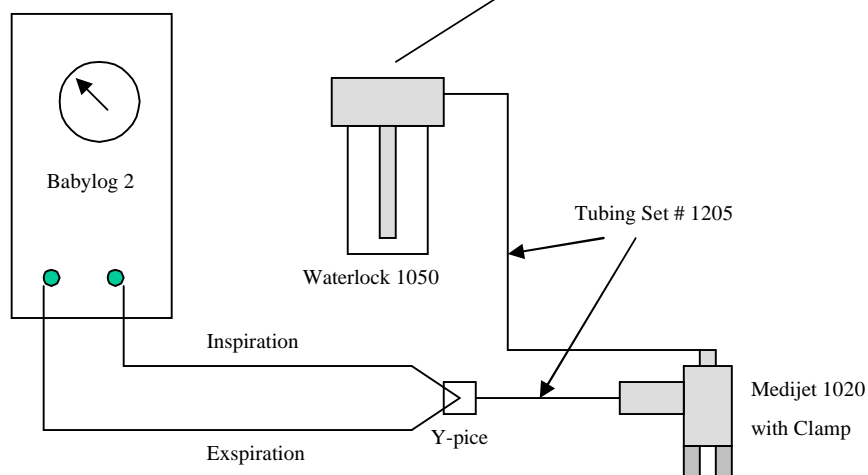



Transportation Incubator with Medijet 1020



Babylog 2
Ventilator

Holder with rail # 5003
for mounting waterlock # 1050



Connect tubing set 1205 between Y-piece and Medijet and pressure line to waterlock.
Set Babylog 2 to CPAP function. Turn CPAP knob to max. This gives 7 L/min. Flow to the Medijet
and create 5 cm H₂O.

Do not use the Babylog Mannometer! This Mannometer shows the tubing pressure.
Use Medijet with clamp, otherways you will get to less CPAP with 7 L/max. flow!
Use allways the waterlock to control the pressure! It is for SAFETY.